

MONO CRYSTALLINE HALF-CUT MODULE

485 / 490 / 495 / 500 / 505 Watts

Panther Series



Overview

Ground breaking technology; higher power output, improved system performance - the ideal solution for end users who want a fast turnaround on their investments. A fully certified premium quality and high efficiency module made with A Grade materials.

Key Benefits



Certified by Independent Engineering Bodies



Product Liability Insurance



Ultra High Power Output




25 Years Limited Product Warranty



Low Resistive Losses



Low LCOE



Guaranteed mechanical resistance to severe weather conditions



Positive Tolerance

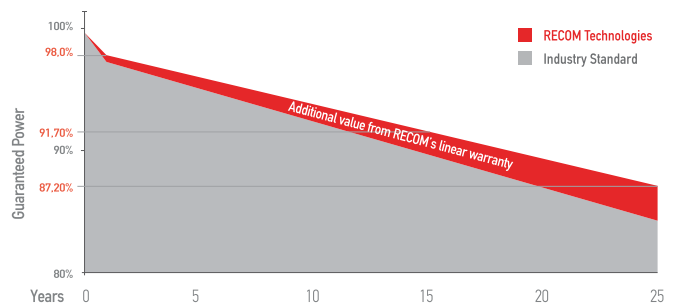


100 % electro-luminescence tested

Tests, Certifications and Warranties

Standard Tests	IEC 61215, IEC 61730
Factory Quality Tests	ISO 9001: 2015, ISO 14001: 2015
Certifications	Conformity to CE, PV CYCLE Fire safety Class C according to UL790
Insurance	Third party liability insurance provided by Liberty Mutual
Wind and Snow Loads Testing	Module certified to withstand extreme wind (2400 Pascal) and snow loads (5400 Pascal)
Power Tolerance	Guaranteed +0/+5W (STC condition)
Warranties	<ul style="list-style-type: none"> • 25-year limited product warranty • 15-year manufacturer warranty on 91.70% of the nominal performance • 25-year transferable linear power output warranty

Linear Performance Warranty



First Year Output $\geq 98\%$ 2-25 Year Decline $\leq 0.45\%$ 25 Year Output $\geq 87.20\%$

Panther

MONO CRYSTALLINE HALF-CUT MODULE

RCM-xxx-8MP (xxx=485-505)

Electrical Characteristics

POWER CLASS ⁽¹⁾			485		490		495		500		505	
Testing Condition			STC	NMOT	STC	NMOT	STC	NMOT	STC	NMOT	STC	NMOT
Maximum Power	P _{max}	[Wp]	485	367,16	490	370,94	495	374,73	500	378,51	505	382,30
Maximum Power Voltage	V _{mp}	[V]	27,60	25,69	27,81	25,88	28,02	26,08	28,23	26,27	28,44	26,47
Maximum Power Current	I _{mp}	[A]	17,58	14,29	17,63	14,33	17,67	14,37	17,72	14,41	17,76	14,44
Open Circuit Voltage	V _{oc}	[V]	33,26	31,35	33,52	31,59	33,77	31,83	34,02	32,06	34,28	32,30
Short Circuit Current	I _{sc}	[A]	18,67	15,04	18,72	15,08	18,76	15,11	18,81	15,16	18,86	15,19
Module Efficiency	Eff	[%]	20,25		20,46		20,67		20,87		21,08	
Maximum Series Fuse	I _R	[A]	30									
Maximum System Voltage	V _{sys}	[V]	1500 V DC									

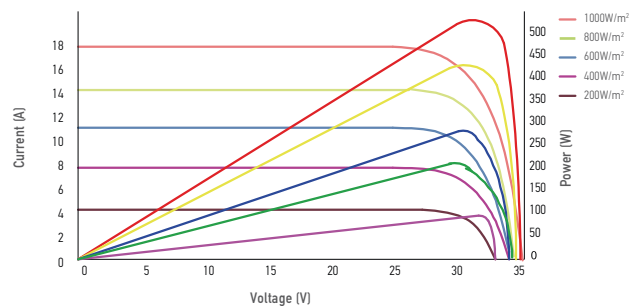
(1) Measurement Tolerances: P_{max} (± 3%), I_{sc} & V_{oc} (± 3%) - Power Classification 0/+5W
 (2) STC (Standard Testing Condition): Irradiance 1000W/m², Cell Temperature 25°C, AM 1.5
 (3) NMOT (Nominal Operating Module Temperature): Irradiance 800W/m², NMOT, Ambient Temperature 20°C, AM 1.5, Wind Speed 1m/s

Mechanical Data

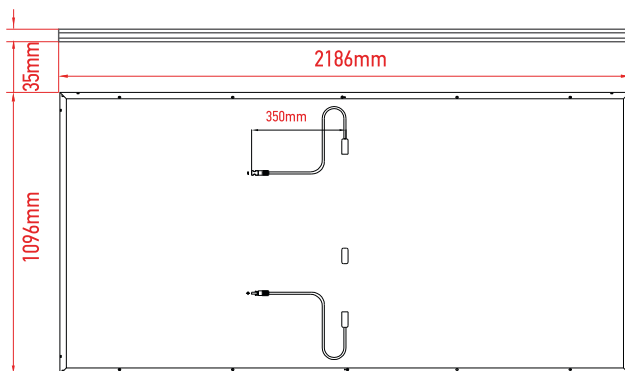
Dimensions	2186mm x 1096mm x 35mm
Weight	23,5 Kg
Cell Type	Mono Perc – 210mm x 105mm (2 x 50) – G12
Front Glass	3.2mm Tempered and low iron glass + ARC
Rear Side	Anti-aging film
Frame	Anodized Aluminium Alloy (Black)
Junction Box	IP68 - 3 Bypass diodes
Connector	MC4 compatible
Output cable	4mm ² - 350 mm or can be customized

I-V Curve

The module relative power loss at low light irradiance of 200W/m² is less than 3%.



Dimensions



RECOM assumes no liability or responsibility for any typographical error, layout error, misinformation, any other error, omission, contained herein.

Temperature Characteristics

P _{max} Temperature Coefficient	-0.362% / °C
V _{oc} Temperature Coefficient	-0.262% / °C
I _{sc} Temperature Coefficient	+0.042% / °C
Operating Temperature	-40 ~ +85 °C
Nominal Operating Module Temperature (NMOT)	42 ± 2°C

Packing Configuration

Container	40'HC
Pieces per Pallet	31
Pallets per Container	20
Pieces per Container	(31+31+2)x10=640 pcs