



circuit breaker 3VA2 IEC frame 630 breaking capacity class H
 $I_{cu}=85kA @ 415V$ 4-pole, line protection ETU850, LSI, $I_n=500A$
 overload protection $I_r=200A...500A$ short-circuit protection
 $I_{sd}=0.6..10x I_n$, $I_i=1.5..14x I_n$ N conductor protection adjustable
 (OFF, up to 100%) nut keeper kit

Model	
Product brand name	SENTRON
Product designation	Molded case circuit breaker
Product version	Line protection
Design of the overcurrent release	ETU850
Protective function of the overcurrent release	LSI
Number of poles	4
General technical data	
Rated insulation voltage U_i	800 V
Max. rated operational voltage U_e with AC 50/60Hz	690 V
Power loss [W] / maximum	99 W
Active power loss / for rated value of the current / at AC / in hot operating state / per pole	33 W
Mechanical service life (switching cycles) / typical	15 000
Electrical endurance (switching cycles) / at AC-1 / at 380/415 V 50/60 Hz	4 000
Electrical endurance (switching cycles) / at AC-1 / at 690 V 50/60 Hz	4 000
Neutral conductors / upgradeable/retrofitable	No

Ground fault monitoring version	Without
Product function	
• communication function	Yes
• other measurement function	Yes
Net weight	5.7 kg

Current

Max. rated operational current of the frame size	630 A
Rated continuous current I_u	500 A
Short-time withstand current (I_{cw})	
• at AC / limited to 0.5 s / rated value	6 kA
• limited to 1 s	6 kA
Operating current	
• at 40 °C	500 A
• at 45 °C	500 A
• at 50 °C	500 A
• at 55 °C	477 A
• at 60 °C	455 A
• at 65 °C	432 A
• at 70 °C	410 A

Switching capacity according to IEC 60947

Switching capacity class of the circuit breaker	H
Maximum short-circuit current breaking capacity (I_{cu})	
• at 240 V	110 kA
• at 415 V	85 kA
• at 440 V	85 kA
• at 500 V	55 kA
• at 690 V	6 kA
Operational short-circuit current breaking capacity (I_{cs})	
• at 240 V	110 kA
• at 415 V	85 kA
• at 440 V	85 kA
• at 500 V	55 kA
• at 690 V	6 kA
Short-circuit current making capacity (I_{cm})	
• at 240 V	242 kA
• at 415 V	187 kA
• at 690 V	9 kA

Adjustable parameters

Adjustable response value current / I_r min.	200 A
Adjustable response value current / I_r max.	500 A

Adjustable response value time / tr min.	0.5
Adjustable response value time / tr max.	20
Adjustable response value current / Isd min.	300 A
Adjustable response value current / Isd max.	5 000 A
Short-term delayed / tripping switchable / I2t=ON/OFF	Yes
Adjustable response value time / tsd min.	0.05 s
Adjustable response value time / tsd max.	0.5 s
Adjustable response value time / tsd min.	0.05 s
Adjustable response value time / tsd max.	0.5 s
Adjustable response value current / li min.	750 A
Adjustable response value current / li max.	7 000 A
Ground fault protection / tripping switchable / I2t=ON/OFF	No

Mechanical Design

Height [in]	9.8 in
Height	248 mm
Width [in]	7.2 in
Width	184 mm
Depth [in]	4.3 in
Depth	110 mm

Connections

Arrangement of electrical connectors / for main current circuit	Front terminal
Type of electrical connection / for main current circuit	on both sides nut keeper kit
Type of connectable conductor cross-section, connection screw, width x thickness , min.	20 x 1 mm
Type of connectable conductor cross-section, connection screw, width x thickness , max.	35 x 10 mm

Auxiliary circuit

Number of CO contacts / for auxiliary contacts	0
--	---

Accessories

Product extension / optional / motor drive	Yes
--	-----

Environmental conditions

Protection class IP / on the front	IP40
Ambient temperature	
• during operation / minimum	-25 °C
• during operation / maximum	70 °C
• during storage / minimum	-40 °C
• during storage / maximum	80 °C

Certificates

General Product Approval	EMC	Declaration of Conformity
---------------------------------	------------	----------------------------------



CCC



VDE

[Miscellaneous](#)

RCM



EG-Konf.

Test Certificates	Shipping Approval
--------------------------	--------------------------

[Miscellaneous](#)[Special Test Certificate](#)[Type Test Certificates/Test Report](#)

ABS

BUREAU
VERITAS

LRS

Shipping Approval	other
--------------------------	--------------



RMRS

[CCS / China Classification Society](#)[Manufacturer Declaration](#)[Miscellaneous](#)

Further information

Information- and Downloadcenter (Catalogs, Brochures,...)

<http://www.siemens.com/lowvoltage/catalogs>

Industry Mall (Online ordering system)

<https://mall.industry.siemens.com/mall/en/en/Catalog/product?mlfb=3VA2450-6KP42-0AA0>

Service&Support (Manuals, Certificates, Characteristics, FAQs,...)

<https://support.industry.siemens.com/cs/ww/en/ps/3VA2450-6KP42-0AA0>

Image database (product images, 2D dimension drawings, 3D models, device circuit diagrams, ...)

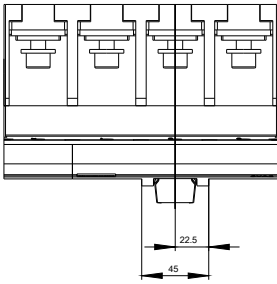
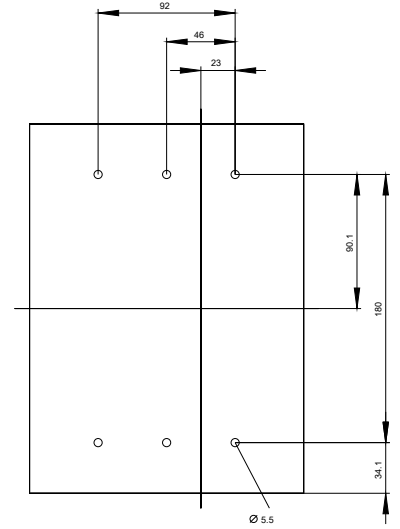
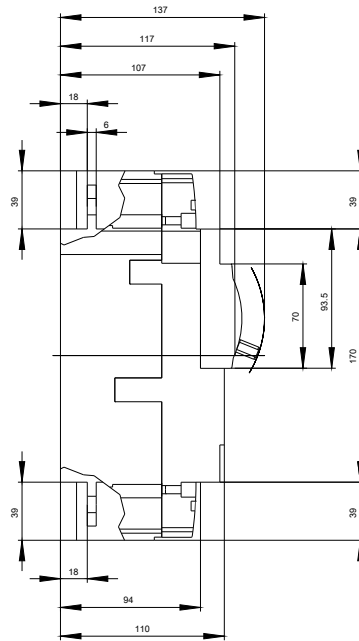
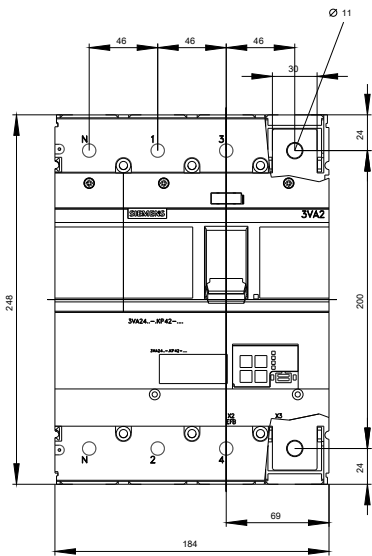
http://www.automation.siemens.com/bilddb/cax_en.aspx?mlfb=3VA2450-6KP42-0AA0

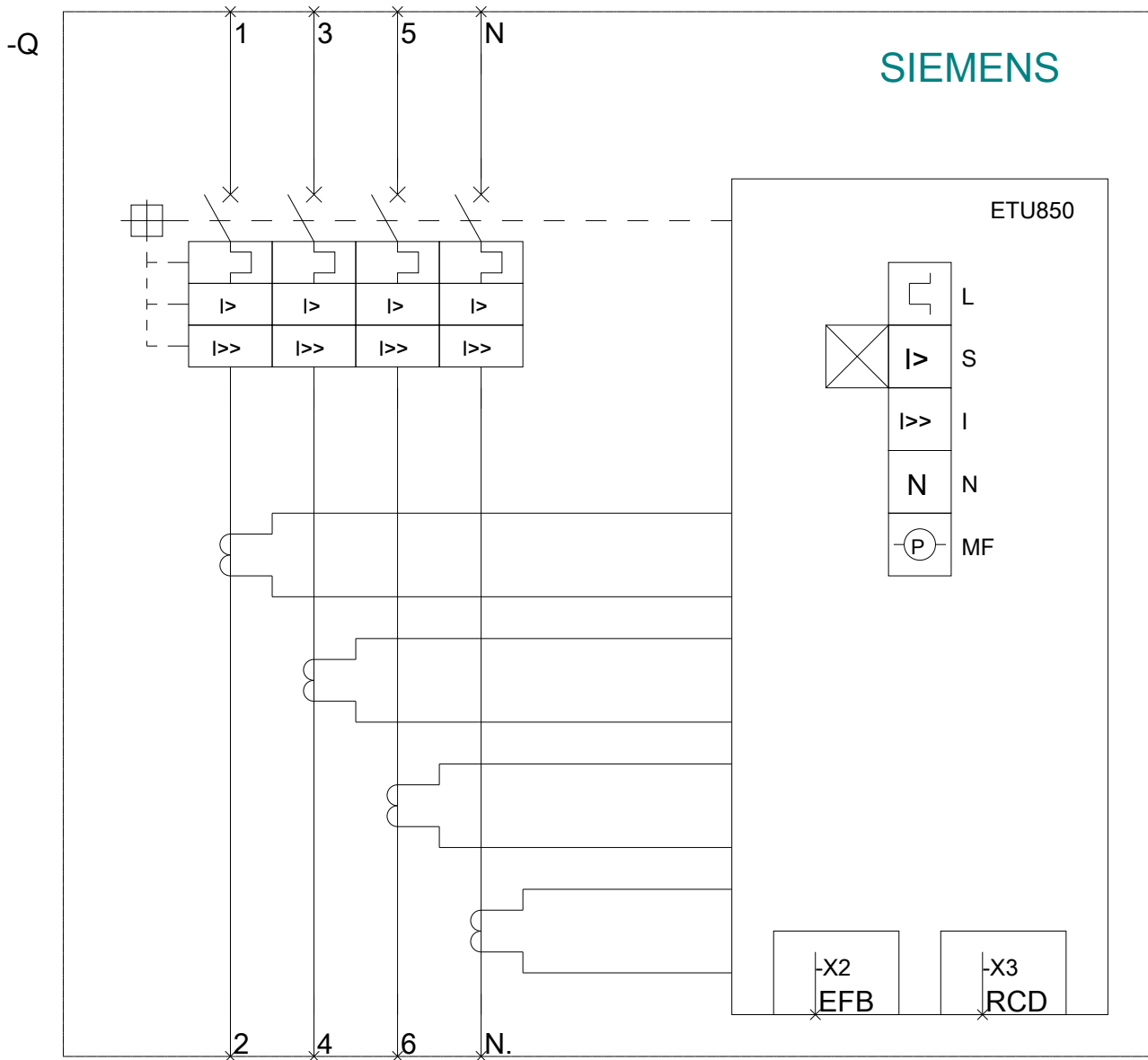
CAX-Online-Generator

<http://www.siemens.com/cax>

Tender specifications

<http://www.siemens.com/specifications>





last modified:

04/15/2020